

FINLINK®

The FinLink® slat offers an increased degree of coverage with a unique configuration of (3) three privacy fins. FinLink provides a quality looking installation and is used together with a patented bottom channel. This process ensures that all slats are even in the wire and will not slip to the ground.

❖ **DESIGN:** Our unique patented design includes a rigid, flat tubular body, with "legs" inside for extra support. Three flexible fins (two on one side and one on the other) are positioned on the side of the slat body. The FinLink fins are not serrated, thus providing a smooth finished look.

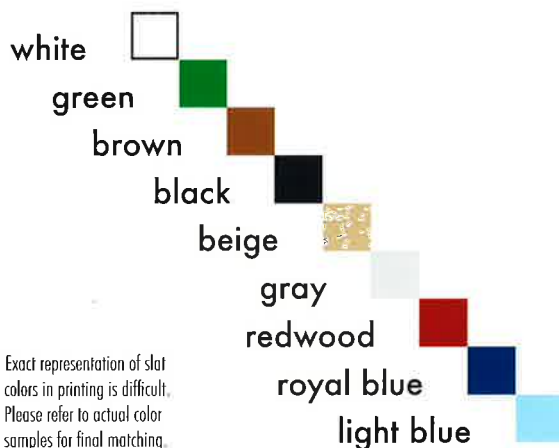
❖ **STANDARD HEIGHTS:** 4, 5, 6, 7, and 8 feet.

❖ **SLAT LENGTH:** 3 1/2" shorter than overall height of fence.

❖ **WIND LOAD AND PRIVACY FACTOR:** Approximately 90%.

❖ **NOTE:** Additional time should be allowed for installation.

Ask for details on the 25-year warranty.



* Exact representation of slat colors in printing is difficult. Please refer to actual color samples for final matching.



FENCE PRODUCTS

Filtrona Extrusion (East)
P.O. Box 370
Athol, MA 01331
1.800.755.7528

Filtrona Extrusion (West)
3110 70th Ave. E.
Tacoma, WA 98424
1.800.822.7528

www.pdsfence.com

Covered by one or more of the following patents:
US Patent 5,806,839

patented products from  FILTRONA EXTRUSION

FENCE PRODUCTS SPECIFICATIONS

FINLINK SIZE SPECS

SLAT TYPE	SLAT WIDTH	MESH SIZE	WIRE GAUGE	SLATS PER BAG	APPROX. COVERAGE PER BAG
FINLINK	1.38"	2"	11	82	10 LINEAR FEET

MATERIALS

The Finlink product is extruded from High Density Polyethylene (HDPE), color pigments and ultra violet (UV) inhibitors, specifically designed to retard the harmful effects of the sun and lengthen the life of the product.

DURABILITY

PDS® Fence Products are resistant to: severe weather conditions, salt water, sand, road dirt, most acids, alcohol, alkaline, ammonia, petroleum distillates, and common environmental pollutants.

MAINTENANCE

Pressure cleaning of surface contaminants is quickly accomplished with plain water.

COLOR DISCLAIMER

Due to limitations and variations in the printing process, the color charts shown are only approximations of the actual fence product material color. Sample color swatch kits are available from your authorized PDS® Fence Products distributor and their dealers.

NOTE

Allow additional labor time for installation, as the increased privacy causes a more difficult install.

HDPE TECHNICAL PROPERTIES

Property	Value
Melt Index	(.6) A low melt index indicates improved stress and crack resistance.
Density	(.957) Polyethylene ranges anywhere from .914 to .960 in density. A higher density yields maximum stiffness without becoming overly brittle.
Minimum Temp.	(-76° F) Polyethylene stays flexible even at this temperature extreme.
Maximum Temp.	(250° F) Polyethylene does not distort until reaching this temperature.
Tensile Strength	(3,700 psi) Material will not suffer distortion at lesser loads or impacts.

WINDLOAD DISCLAIMER

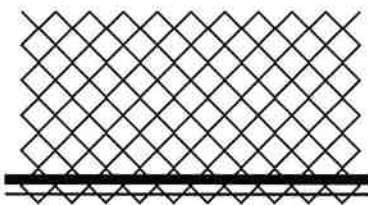
Filtrona will not be responsible for fence damage resulting from wind load conditions due to insufficient structural support.

LIMITED WARRANTY

Finlink carries a 25-year, pro-rata warranty against breakage under normal conditions. Write Filtrona Extrusion for full warranty information.

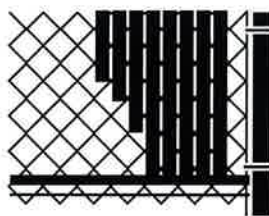
INSTALLATION INSTRUCTIONS

Step 1



Insert rail horizontally in first fill diamond at bottom of fence with open side facing up.

Step 2




Insert vertical slats with bevel cut end downward.

Step 3



Push the vertical slat into the horizontal channel until securely to the bottom of channel.

Complete



Enjoy a beautiful fence that was simple to install.

Contact your local fence professional for more information about our complete line of enhancement products.

